



SATYAWATI COLLEGE
UNIVERSITY OF DELHI
ASHOK VIHAR, PHSAE-III, DLEHI 110052



Ref. No. SC/Admin/323/2025

05.08.2025

NOTICE

Dear Students of 1st year, you are required to fill up their choices for AEC, SEC, VAC, GE papers through UNIONE SATYAWATI PORTAL latest by 08.08.2025.

Following steps to fill their subject choice / preference: -

Open portal <https://satyawati.uni1erp.in/>

Login with CSAS number and Temporary Password is Pass@123. (Kindly reset your password & keep it confidential).

In case of any query contact your concern dealing assistant in Room No.1

Click on Subject Menu then Click on Selection. Click on Choose Subjects (Right Side corner) and the Subject Selection window will appear.

The student will select his/her choice and then click on the Submit button.

Students of Hons courses will study GE papers of any department other than their own discipline.

Students of Prog. Courses will study major and minor discipline from their subject combination. They will study two papers from their major discipline and 1 paper from their minor discipline. For example, a student of English plus political science combination will study 2 Political Science papers if he/she chooses Political Science as Major and 1 English paper as Minor.

Students of Prog. Courses will study GE language papers of English, Hindi, Urdu and Sanskrit Department.

Sd/-
Prof. Subhash Kumar Singh
Principal



GUIDE FOR UNIONE PORTAL

FOR STUDENTS



INTRODUCTION

Dear Students,

We are pleased to inform you that Satyawati College is launching a dedicated UniOne portal for students. This platform will serve as a centralized system to help you efficiently track attendance, access the timetable, view IA marks, apply for certificates (like NOC, Bonafide, Provisional, etc.), apply for jobs/internships, and access other important academic information.


This presentation will guide you step-by-step on how to use the UniOne portal effectively.

Here is the official portal link: <https://satyawati.unilerp.in/>

Below are the steps you can follow to navigate and utilize the portal.

STEP 1:

To access your UniOne account, first enter your username and password, as mention in the notice shared by the college.



SATYAWATI COLLEGE
Please log in to your account

User Id

Password

[Forgot Password ?](#)

Sign in

STEP 2:

After password is verified, you will be redirected to a page where you are required to mandatorily change your password.

Please enter your current username and password, followed by your new username and password, to update your login credentials successfully.

Update Username & Password

Current Username

admin

New Username(Optional)

Current Password

New Password

Confirm New Password

Update

UPDATE YOUR PROFILE

Once the previous steps are completed, You will be redirected to the **profile update page** to provide your father's name, mother's name, date of birth, gender, category, email address, and other relevant details. Please ensure all information is accurate.

Update Your Profile

Basic Information

Father's Name*

V

Mother's Name*

P

Date of Birth*

09 / 3

Gender*

Male

Category*

Other Backward Class-Non Creamy Layer

Personal Email ID*

@il.com

Mobile Number*

70

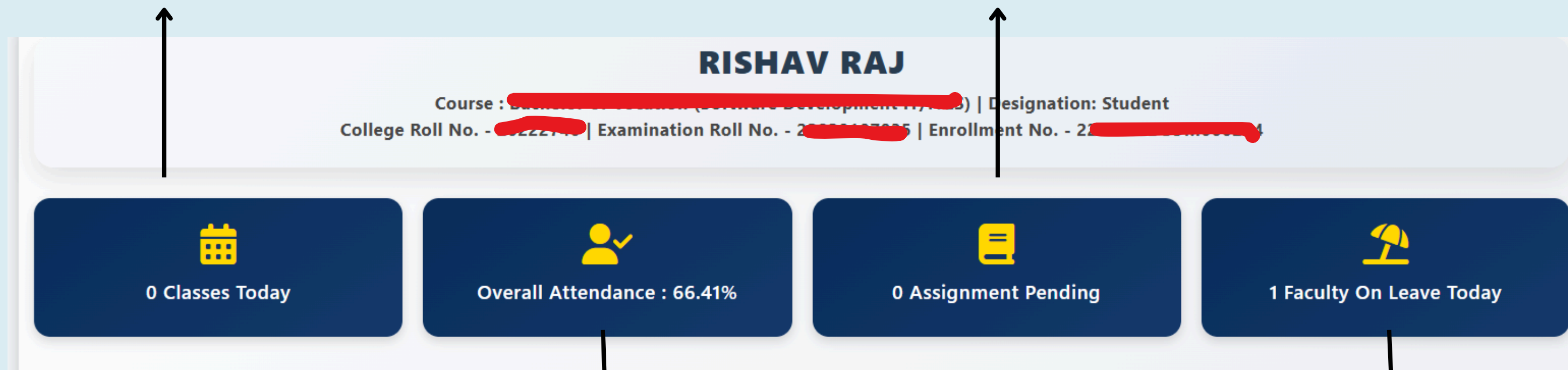
Current Address*

DASHBOARD

After updating your profile, a **dashboard** will open, where you can access academic information such as Class Schedule, Track Attendance, On-going Assignments and much more....

Displays the number of scheduled classes for the current day based on your timetable

Indicates the number of pending assignments that you need to complete



Shows your total attendance percentage across all subjects

Lists the number of faculty members on leave today.








MENU

After a successful login, you can use the **menu bar** on the **left-hand side** to access and navigate through various modules available on the UniOne portal, as well as additional features.

Here you can view your attendance.

Here you can check your internal assessment marks.

Here you can view your approved subjects, once the subject allotment process has been completed and verified.

-  Assignment <
-  Attendance <
-  Certificates <
-  Internal Assessment <
-  Jobs/Internship <
-  Subjects <
-  Time Table <

Here you can request certificates like NOC, Bonafide, Provisional, etc., and download the e-certificate from here

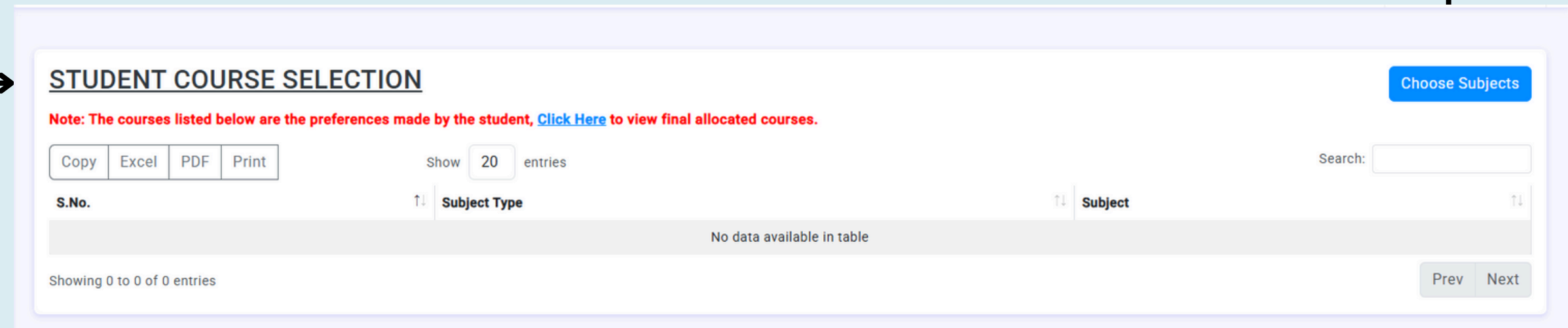
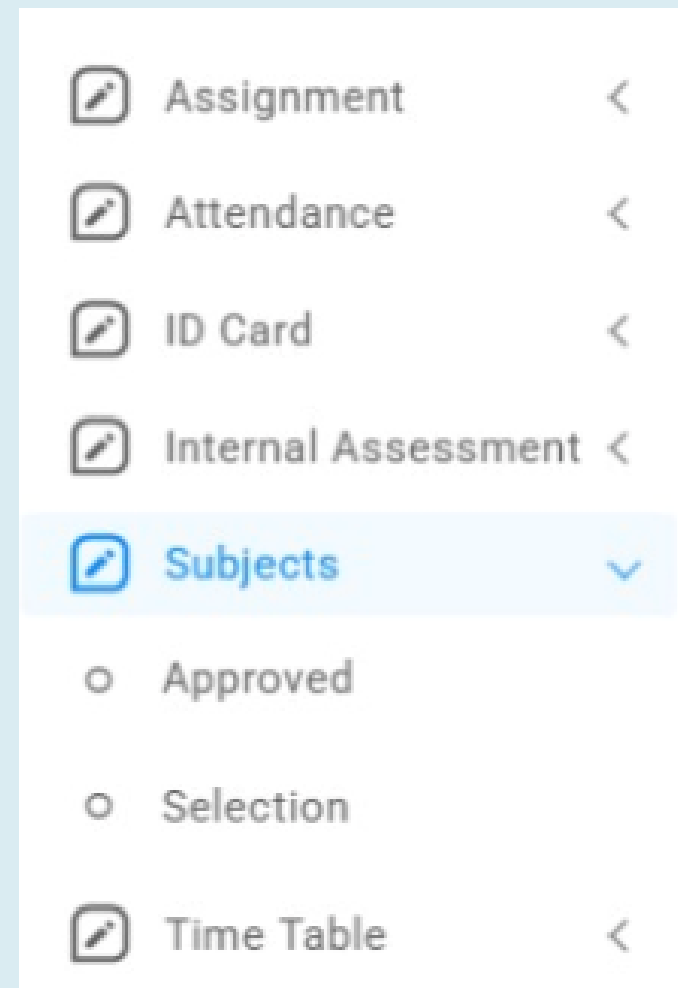
Here you can view Jobs/Internship openings, apply, and track your application status.

Here you can view your timetable, which displays your scheduled classes

SUBJECT SELECTION

For subject selection, please click on the **selection** button located beneath the subjects dropdown menu. This action will redirect you to a new page where you will be required to fill the preference for your SEC, VAC,GE and DSE. Instructions are given in website notice.

Click on **Choose Subject** button to choose your preferences.



After clicking on the Choose Subject button , preference window will appear as shown below. Kindly choose your preferences accordingly.

SELECT SEC*

- ☐ (SEC-SEMESTER-1) ADVANCED SPREADSHEET TOOLS ECONOMICS DEPARTMENT
- ☐ (SEC-SEMESTER-1) ANUVAAD KALA HINDI DEPARTMENT
- ☐ (SEC-SEMESTER-1) BASIC IT TOOLS ECONOMICS DEPARTMENT
- ☐ (SEC-SEMESTER-1) BUSINESS COMMUNICATION ENGLISH DEPARTMENT
- ☐ (SEC-SEMESTER-1) COMMUNICATION IN EVERYDAY LIFE ENGLISH DEPARTMENT
- ☐ (SEC-SEMESTER-1) CREATIVE WRITING ENGLISH DEPARTMENT
- ☐ (SEC-SEMESTER-1) CYBER SPHERE AND SECURITY: GLOBAL CONCERN POLITICAL SCIENCE DEPARTMENT
- ☐ (SEC-SEMESTER-1) DIGITAL FILM PRODUCTION URDU DEPARTMENT
- ☐ (SEC-SEMESTER-1) DIGITAL MARKETING COMMERCE DEPARTMENT
- ☐ (SEC-SEMESTER-1) ESSENTIALS OF PYTHON MATHEMATICS DEPARTMENT
- ☐ (SEC-SEMESTER-1) E-TOURISM HISTORY DEPARTMENT
- ☐ (SEC-SEMESTER-1) FINANCE FOR EVERYONE COMMERCE DEPARTMENT
- ☐ (SEC-SEMESTER-1) IT SKILLS AND DATA ANALYSIS-I MATHEMATICS DEPARTMENT
- ☐ (SEC-SEMESTER-1) LATEX TYPESETTING FOR BEGINNERS MATHEMATICS DEPARTMENT
- ☐ (SEC-SEMESTER-1) LIFE SKILL EDUCATION HISTORY DEPARTMENT
- ☐ (SEC-SEMESTER-1) MUSEUM AND MUSEOLOGY HISTORY DEPARTMENT
- ☐ (SEC-SEMESTER-1) NEGOTIATIONS AND LEADERSHIP POLITICAL SCIENCE DEPARTMENT
- ☐ (SEC-SEMESTER-1) PARTICIPATORY LEARNING AND ACTION URDU DEPARTMENT
- ☐ (SEC-SEMESTER-1) PATHAKATHA LEKHAN HINDI DEPARTMENT
- ☐ (SEC-SEMESTER-1) PERSONAL FINANCING AND PLANNING COMMERCE DEPARTMENT
- ☐ (SEC-SEMESTER-1) PERSONALITY DEVELOPMENT AND COMMUNICATION ENGLISH DEPARTMENT
- ☐ (SEC-SEMESTER-1) POLITICAL LEADERSHIP AND COMMUNICATION POLITICAL SCIENCE DEPARTMENT
- ☐ (SEC-SEMESTER-1) PROGRAMME MEDIA URDU DEPARTMENT
- ☐ (SEC-SEMESTER-1) RACHNAATMAK LEKHAN HINDI DEPARTMENT
- ☐ (SEC-SEMESTER-1) RANGMANCH HINDI DEPARTMENT
- ☐ (SEC-SEMESTER-1) READING THE ARCHIVE HISTORY DEPARTMENT
- ☐ (SEC-SEMESTER-1) STATISTICS WITH 'R' ECONOMICS DEPARTMENT
- ☐ (SEC-SEMESTER-1) SUSTAINABLE REPORTING ECONOMICS DEPARTMENT
- ☐ (SEC-SEMESTER-1) VISUAL COMMUNICATION AND PHOTOGRAPHY URDU DEPARTMENT
- ☐ (SEC-SEMESTER-1) WORKING WITH PEOPLE POLITICAL SCIENCE DEPARTMENT
- ☐ (SEC-SEMESTER-1) YOGA IN PRACTICE SANSKRIT DEPARTMENT

SELECT GE*

- ☐ GE-SEMESTER-1 BA AND BCOM BASIC SANSKRIT (SANSKRIT DEPARTMENT)
- ☐ GE-SEMESTER-1 STUDY OF URDU POETRY I (URDU DEPARTMENT)
- ☐ GE-SEMESTER-1 BA PROG HINDI BHASHA AUR SAHITYA-A (STUDENTS WHO HAVE STUDIED HINDI UPTO CLASS 12)
- ☐ GE-SEMESTER-1 BA PROG HINDI BHASHA AUR SAHITYA-B (STUDENTS WHO HAVE STUDIED HINDI UPTO CLASS 10)
- ☐ GE-SEMESTER-1 BA PROG HINDI BHASHA AUR SAHITYA-C (STUDENTS WHO HAVE STUDIED HINDI UPTO CLASS 8)

SELECT AEC*

- ☐ (Semester 1)-ENVIRONMENTAL SCIENCE: THEORY INTO PRACTICE-I

Cancel Submit

Then Submit the form



THANK YOU!!